

To Mt. Hiei from
Rakuhoku Yase, Kyoto
by Cable Car
and Rope way



Kyoto Yase & Mt. Hiei

2025 Edition



HIEIZAN BIWAKO PANORAMIC ROUTE
比叡山・びわ湖
山と水と光の廻廊

History and Elegance in Yase Area

Miyake-Hachimangu Shrine



This shrine, said to have been built in the 6th to 7th centuries, is worshipped as the deity whose grace cures the sickness of children. Ema (votive tablet) Exhibition Museum (10AM to 3PM, 300 JPY entrance fee) is annexed, the collection of which includes important tangible cultural properties.



Amulet for Children's Growth, Shinbato (Divine Dove)

Address: 22 Kamitakano-miyake-cho, Sakyo-ku, Kyoto-shi
Access: 2 min. walk from Hachiman-mae station of Eizan Railway, 24 min. walk from Cable Yase station.
Shrine Office Opening Hours: 9AM to 4PM Parking: 500 JPY per use (No large cars/Free for worshippers)
Tel.: 075-781-5003



Renge-ji Temple

The temple is famous for its garden, where layers of maple trees cover the area in the autumn, contrasting vividly with the green moss. Later in the season, fallen leaves cover the entire garden floor crimson.

Address: 1 Kamitakano-hachiman-cho, Sakyo-ku, Kyoto-shi
Access: Approx. 7 min. walk from Miyake Hachiman station of Eizan Railway, 13 min. walk from Cable Yase station.
Opening Hours: 9AM to 5PM Entrance Fee: 500JPY Parking: Free Tel.: 075-781-3494

Mikage-jinja Shrine



This shrine has been standing here for a long time. Its Shinkoretsu (Procession of the Divine) to welcome the Wild Spirit from Mikage-jinja Shrine to Kamomiso-jinja (a.k.a., Shimogamo-jinja) Shrine, held during the Mikage Matsuri Festival, a pre-ceremony held at the shrine for the Aoi Matsuri Festival, one of the three largest festivals in Kyoto, is considered to be among the oldest of its kind in Japan.

Address: 207 Kamitakano-higashiyama, Sakyo-ku, Kyoto-shi Access: 15 min. walk from Cable Yase station.
Tel.: 075-781-0010 (Shimogamo-jinja Shrine)

Ruriko-in Temple



Open only in spring and summer and fall for special viewings.

Its Sukiya-zukuri style building and outstanding garden are open for special viewings only in spring and fall. The autumn foliage is especially breathtaking. The adjacent Louis Icart Art Museum is also open during the special viewing periods.

Address: 55 Kamitakano-higashiyama, Sakyo-ku, Kyoto-shi
Access: Approx. 12 min. walk from Yase-Hieizanguchi station of Eizan Railway, 9 min. walk from Cable Yase station.
Opening Hours: 10AM to 5PM
Entrance Fee: 2,000 JPY for general admission
Please check on the Ruriko-in's website for the details of the Special Viewing Periods.

Check the temple's website for details with this QR code.




Sudo-jinja Shrine



This shrine was built around 859 to 877 A.D. The entire view of the Kamitakano area can be overlooked from its precinct built on the slope of Mt. Saimyoji.

Address: 34 Kamitakano-saimyojiyam-cho, Sakyo-ku, Kyoto-shi
Access: Approx. 7 min. walk from Miyake Hachiman station of Eizan Railway, 13 min. walk from Cable Yase station. Tel.: 075-722-1486

Yase Momiji-no-komichi
(Yase Maple Path)

Yase Momiji-no-komichi starts from the side of Cable Yase station and is a scenic area surrounded by seasonal nature. Along the promenade of about 300 meters, walkers can enjoy views of the legacy of Kyoto's modernization, such as the remnants of the old hydroelectric power plant and the "Radio Tower," in addition to beautiful nature such as maple leaves that change color with the seasons.


Access: Next to Cable Yase station, no entrance fee •The trail is on the side of a mountain. Wear appropriate footwear for hiking. •Please note that the trail may be closed or partially rerouted for the safety reasons when the conditions are poor due to bad weather, etc.

Mystique and Romanticism in Enryaku-ji Temple on Mt. Hiei

Check the temple's website for detailed information, including the pilgrimage times and entrance fees, with this QR code.



Konpon Chu-do Hall

Konpon Chu-do's
"Shugaku Stage"
Now Open

The National Treasure Konpon Chu-do Hall has been undergoing a 12-year major renovation since 2016. The renovation work can be observed from the adjacent "Shugaku Stage."

2025 Message to be Conveyed from Hieizan



「繫紡心」

Keiboshin
(literally, "minds that interweave and connect")

*When minds connect,
the interwoven path is illuminated,
and the time for mutual care will come.*

The mind of thoughtfulness for others and gratitude connects people, and weaves a peaceful future with no conflict. Never forget the spirit of "thank you" in living your daily life.

New Year's Day, 2025 Hieizan Enryaku-ji Temple

To-do
(East Tower)
Area

Amida-do

This area is the origin of the Enryaku-ji Temple. Many important buildings such as the Great Lecture Hall and the Amida-do Hall are clustered around the Konpon Chu-do Hall in the center.

Access: 7 min. by Mt. Hiei Shuttle Bus from Hiei Sancho station, get off at the Enryakuji Bus Center stop.

Sai-do
(West Tower)
Area

Shaka-do

An area surrounded by cedar trees with the Shaka-do Hall in the center. The area is also known for the cherry blossoms and green maple leaves in spring.

Access: 10 min. by Mt. Hiei Shuttle Bus from Hiei Sancho station, get off at the Sai-to stop.

Yokawa
Area

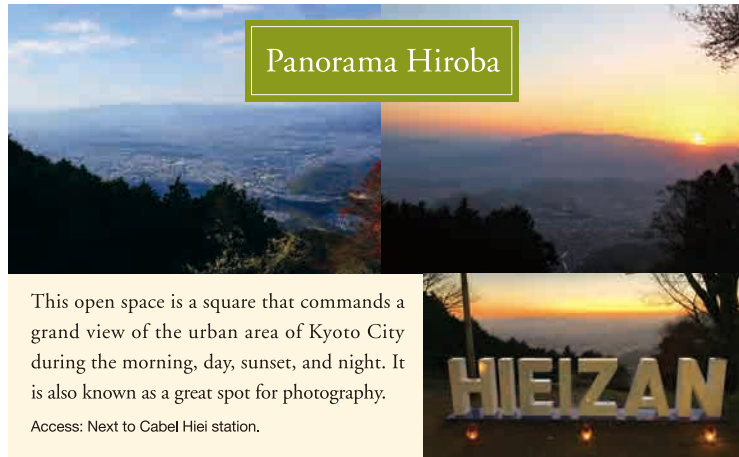
Yokawa Chu-do

The most nature-filled area in Mt. Hiei. Yokawa Chu-do Hall is the vermilion-lacquered building in Butai-zukuri style modeled after the envoy ship to the Tang Dynasty.

Access: 20 minutes by Mt. Hiei Shuttle Bus from Hiei Sancho station, get off at the Yokawa stop.

Mt. Hiei Area for the Nature and the View

Panorama Hiroba



This open space is a square that commands a grand view of the urban area of Kyoto City during the morning, day, sunset, and night. It is also known as a great spot for photography.

Access: Next to Cabel Hiei station.

Tsutsujigaoka (Azalea Hill)



Best time for azaleas:
May

The area is especially beautiful in late April to May, when azalea flowers cover the entire ground.

Access: 10 min. walk from Hiei Sancho station.

Garden Museum Hiei



The Garden Museum offers a collection of French Impressionist paintings replicated in ceramic tiles. Enjoy a walk in the garden surrounded by flowers. There is also a shop and cafe on the premises.


Access: Short walk from from Hiei Sancho station.
Operating Period for 2025: from April 19th to December 7th, Closed: Wednesday (with some exceptions)

For more information,
please visit the Garden
Museum Hiei web.





Eizan Cable Car



The Eizan Cable Car opened in December 1925 as a means of travel from Kyoto to Mt. Hiei. The line connects the 1.3 km between Cable Yase and Cable Hiei stations in approximately 9 minutes. The elevation difference of 531 meters between the two stations is the highest in Japan.

Eizan Ropeway



A ropeway that connects the 486 meters between Rope Hiei station, halfway up the mountain, and Hiei Sancho station at the top in approximately 3 minutes. The view of downtown Kyoto from the slopes of Mt. Hiei is magnificent.

Eizan Railway Car "Hiei"

The car features a bold design using an oval shape as a motif to symbolize the sacred impression of the Hiei and Kurama areas. Runs daily except for Tuesdays between Demachiyanagi and Yase-Hieizanguchi stations.



Check the websites of each transportation company for timetables and ride fare.

Eizan Cable Car
Eizan Ropeway



Eizan Railway



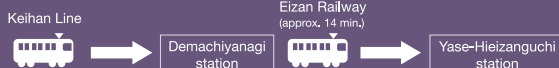
Mt. Hiei Shuttle Bus

(Linked to the transportation access info page in the website of Enryakuji Temple, Mt. Hiei.)



Access to the Cable Yase station

From Keihan Line/Eizan Railway
(Convenient for accessing from Osaka area):



From Kyoto Municipal Subway
(Convenient for accessing from Kyoto station and the downtown):



From Kyoto Bus

(Convenient for accessing from Kyoto Station and the downtown):



Please note

There is no public parking (for tour buses only). Please use public transportation.
*Please inquire in advance if you wish to use the tour bus parking lot.