





To Mt. Hiei from
Rakuhoku Yase, Kyoto
by Cable Car
and Rope way

Kyoto Yase & Mt. Hiei

2024 Edition



HIEIZAN BIWAKO PANORAMIC ROUTE
比叡山・びわ湖
山と水と光の廻廊

History and Elegance in Yase Area

Miyake-Hachimangu Shrine

Amulet for Children's Growth,
Shinbato (Divine Dove)

This shrine, said to have been built in the 6th to 7th centuries, is worshipped as the deity whose grace cures the sickness of children. Ema (votive tablet) Exhibition Museum (10AM to 3PM, 300 JPY entrance fee) is annexed, the collection of which includes important tangible cultural properties.

Address: 22 Kamitakano-miyake-cho, Sakyo-ku, Kyoto-shi

Access: 2 min. walk from Hachiman-mae station of Eizan Railway, 24 min. walk from Cable Yase station.

Shrine Office Opening Hours: 9AM to 4PM Parking: 500 JPY per use (No large cars/Free for worshippers)

Tel.: 075-781-5003



Renge-ji Temple

The temple is famous for its garden, where layers of maple trees cover the area in the autumn, contrasting vividly with the green moss. Later in the season, fallen leaves cover the entire garden floor crimson.

Address: 1 Kamitakano-hachiman-cho, Sakyo-ku, Kyoto-shi

Access: Approx. 7 min. walk from Miyake Hachiman station of Eizan Railway, 13 min. walk from Cable Yase station.

Opening Hours: 9AM to 5PM Entrance Fee: 500JPY Parking: Free Tel.: 075-781-3494

Mikage-jinja Shrine



This shrine has been standing here for a long time. Its Shinkoretsu (Procession of the Divine) to welcome the Wild Spirit from Mikage-jinja Shrine to Kamomiso-jinja (a.k.a., Shimogamo-jinja) Shrine, held during the Mikage Matsuri Festival, a pre-ceremony held at the shrine for the Aoi Matsuri Festival, one of the three largest festivals in Kyoto, is considered to be among the oldest of its kind in Japan.

Address: 207 Kamitakano-higashiyama, Sakyo-ku, Kyoto-shi Access: 15 min. walk from Cable Yase station.
Tel.: 075-781-0010 (Shimogamo-jinja Shrine)

Ruriko-in Temple



Open only in
spring and
summer and fall
for special
viewings.

Its Sukiya-zukuri style building and outstanding garden are open for special viewings only in spring and fall. The autumn foliage is especially breathtaking. The adjacent Louis Icart Art Museum is also open during the special viewing periods.

Address: 55 Kamitakano-higashiyama, Sakyo-ku, Kyoto-shi

Access: Approx. 12 min. walk from Yase-Hieizanguchi station of Eizan Railway,

9 min. walk from Cable Yase station.

Opening Hours: 10AM to 5PM

Entrance Fee: 2,000 JPY for general admission

Please check on the Ruriko-in's website for the details of the Special Viewing Periods.

Check the temple's website
for details with this QR code.




Sudo-jinja Shrine



This shrine was built around 859 to 877 A.D. The entire view of the Kamitakano area can be overlooked from its precinct built on the slope of Mt. Saimyoji.

Address: 34 Kamitakano-saimyojiyam-cho, Sakyo-ku, Kyoto-shi

Access: Approx. 7 min. walk from Miyake Hachiman station of Eizan Railway, 13 min. walk from Cable Yase station. Tel.: 075-722-1486



Yase Momiji-no-komichi starts from the side of Cable Yase station and is a scenic area surrounded by seasonal nature. Along the promenade of about 300 meters, walkers can enjoy views of the legacy of Kyoto's modernization, such as the remnants of the old hydroelectric power plant and the "Radio Tower," in addition to beautiful nature such as maple leaves that change color with the seasons.

Access: Next to Cable Yase station, no entrance fee •The trail is on the side of a mountain. Wear appropriate footwear for hiking. •Please note that the trail may be closed or partially rerouted for the safety reasons when the conditions are poor due to bad weather, etc.

Yase Momiji-no-komichi
(Yase Maple Path)

Mystique and Romanticism in Enryaku-ji Temple on Mt. Hiei

Check the temple's website for detailed information, including the pilgrimage times and entrance fees, with this QR code.



Konpon Chu-do Hall

Konpon Chu-do's
"Shugaku Stage"
Now Open

The National Treasure Konpon Chu-do Hall has been undergoing a 10-year major renovation since 2016. The renovation work can be observed from the adjacent "Shugaku Stage."

The Enryaku-ji Temple on Mt. Hiei is the head temple of the Tendai sect of Buddhists, and was founded in 788 A.D. There are hundreds of halls and temples scattered throughout the mountain. Each of the four seasons has its own color of beauty, such as the cherry blossoms of spring, the fresh verdure of summer, and the foliage of autumn.

To-do
(East Tower)
Area

Amida-do

This area is the origin of the Enryaku-ji Temple. Many important buildings such as the Great Lecture Hall and the Amida-do Hall are clustered around the Konpon Chu-do Hall in the center.

Access: 7 min. by Mt. Hiei Shuttle Bus from Hiei Sancho station, get off at the Enryakuji Bus Center stop.

Sai-do
(West Tower)
Area

Shaka-do

An area surrounded by cedar trees with the Shaka-do Hall in the center. The area is also known for the cherry blossoms and green maple leaves in spring.

Access: 10 min. by Mt. Hiei Shuttle Bus from Hiei Sancho station, get off at the Sai-to stop.

Yokawa
Area

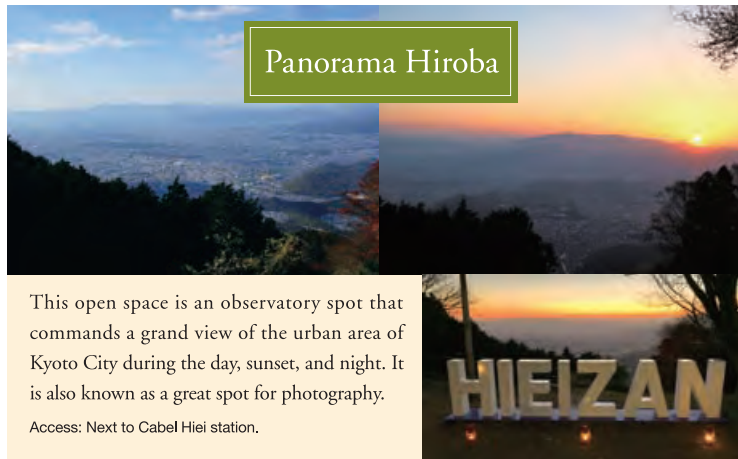
Yokawa Chu-do

The most nature-filled area in Mt. Hiei. Yokawa Chu-do Hall is the vermilion-lacquered building in Butai-zukuri style modeled after the envoy ship to the Tang Dynasty.

Access: 20 minutes by Mt. Hiei Shuttle Bus from Hiei Sancho station, get off at the Yokawa stop.

Mt. Hiei Area for the Nature and the View

Panorama Hiroba



This open space is an observatory spot that commands a grand view of the urban area of Kyoto City during the day, sunset, and night. It is also known as a great spot for photography.

Access: Next to Cabel Hiei station.

Tsutsujigaoka (Azalea Hill)



Best time
for azaleas:
May

The area is especially beautiful in late April to May, when azalea flowers cover the entire ground.

Access: 10 min. walk from Hiei Sancho station.

Garden Museum Hiei



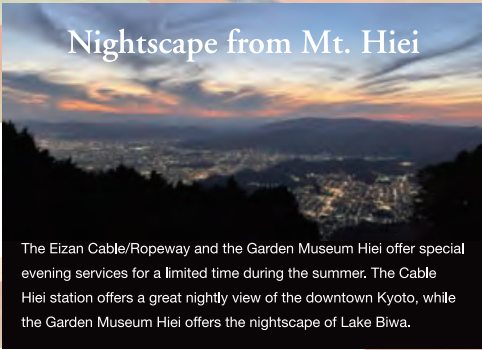
The Garden Museum offers a collection of French Impressionist paintings replicated in ceramic tiles. Enjoy a walk in the garden surrounded by flowers. There is also a shop and cafe on the premises.

Access: Short walk from from Hiei Sancho station.

Operating Period for 2024: from April 22nd to December 1st, Closed: Thursdays (with some exceptions)

For more information,
please visit the Garden
Museum Hiei web.





The Eizan Cable/Ropeway and the Garden Museum Hiei offer special evening services for a limited time during the summer. The Cable Hiei station offers a great nightly view of the downtown Kyoto, while the Garden Museum Hiei offers the nightscape of Lake Biwa.

Eizan Cable Car

The Eizan Cable Car opened in December 1925 as a means of travel from Kyoto to Mt. Hiei. The line connects the 1.3 km between Cable Yase and Cable Hiei stations in approximately 9 minutes. The elevation difference of 531 meters between the two stations is the highest in Japan.



Eizan Ropeway

A ropeway that connects the 486 meters between Rope Hiei station, halfway up the mountain, and Hiei Sancho station at the top in approximately 3 minutes. The view of downtown Kyoto from the slopes of Mt. Hiei is magnificent.



Eizan Railway Car "Hiei"

The car features a bold design using an oval shape as a motif to symbolize the sacred impression of the Hiei and Kurama areas. Runs daily except for Tuesdays between Demachiyanagi and Yase-Hieizanguchi stations.



Check the websites of each transportation company for timetables and ride fare.

Eizan Cable Car
 Eizan Ropeway

Eizan Railway

Mt. Hiei Shuttle Bus
(Linked to the transportation access info page in the website of Enryakuji Temple, Mt. Hiei.)

Access to the Cable Yase station

From Keihan Line/Eizan Railway
(Convenient for accessing from Osaka area):

Keihan Line → Demachiyanagi station → Eizan Railway (approx. 14 min.) → Yase-Hieizanguchi station

From Kyoto Municipal Subway
(Convenient for accessing from Kyoto station and the downtown):

Subway Karasuma Line (approx. 20 min.) → Kyoto station → Kokusai Kaikan station → Kyoto Bus to Ohara (approx. 7 min.) → Yase Station stop.

From Kyoto Bus
(Convenient for accessing from Kyoto Station and the downtown):

Kyoto station → Kyoto Bus to Ohara (approx. 45 min.) → Yase Station stop.

Please note There is no public parking (for tour buses only). Please use public transportation.
*Please inquire in advance if you wish to use the tour bus parking lot.